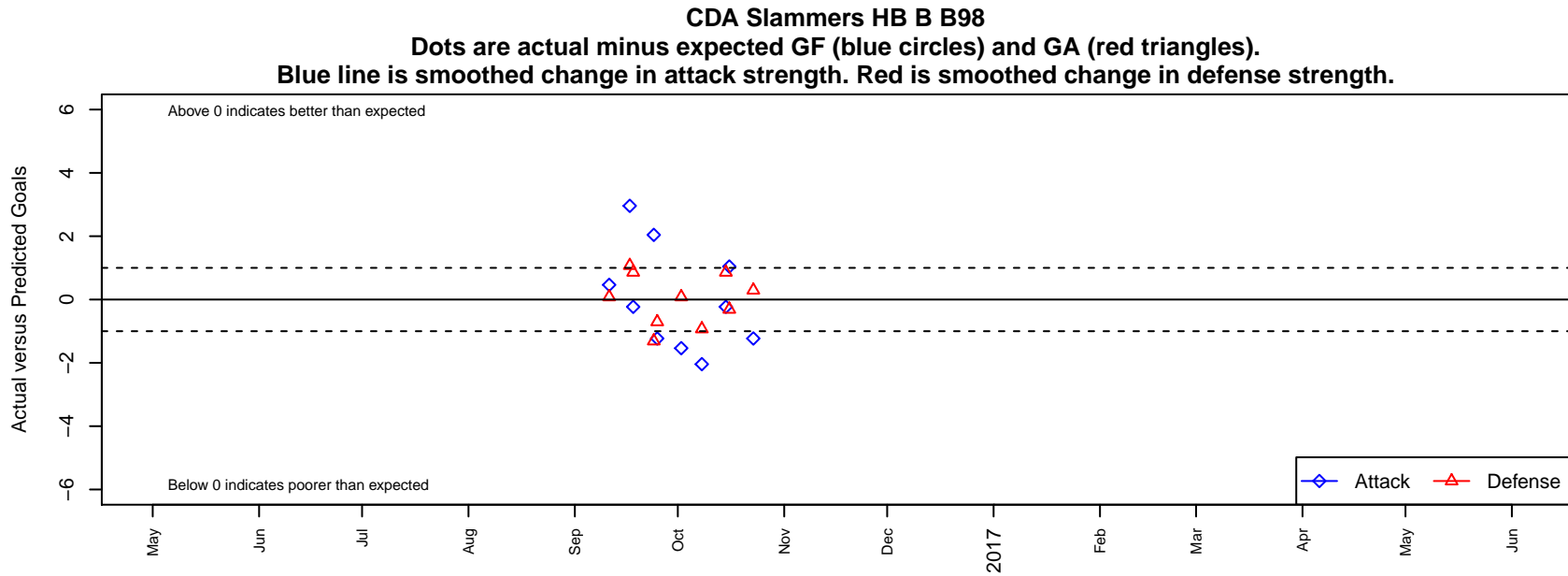


CDA Slammers HB B B98

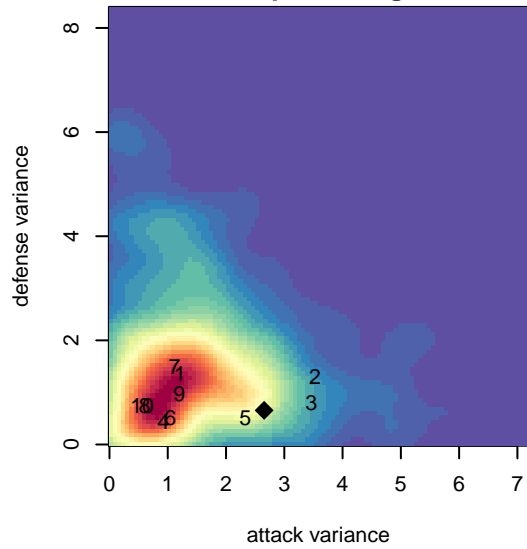
, CAS
B98 total strength=1860
attack=64.46 defense=24.1
fall league = SCDL FI1 U19
notes= Devia 2016

alt names used:
CDA Slammers FC – HB B98 Devia

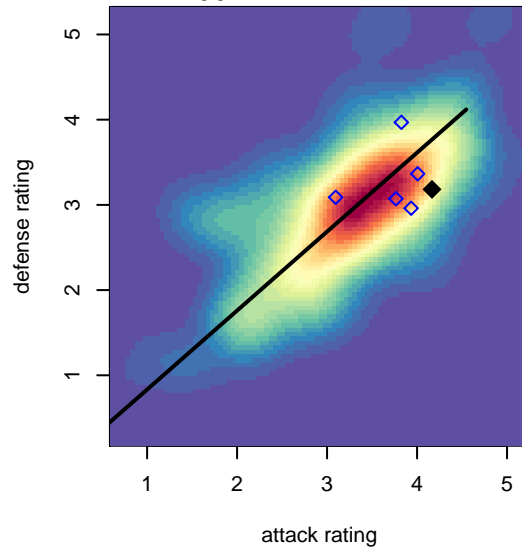
Venues played:
2016 SCDL FI1 U19



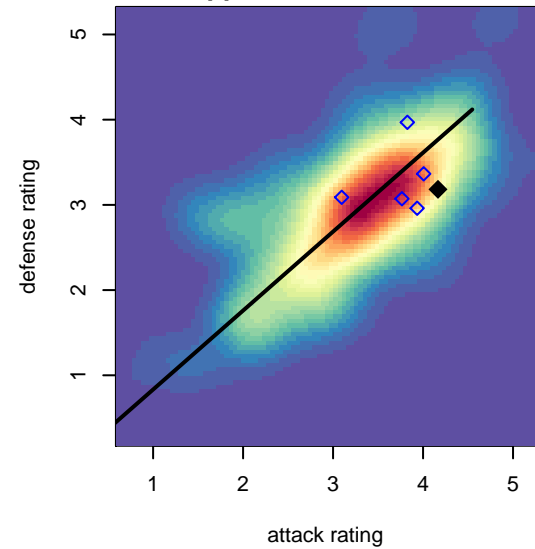
**attack and defense variance (black dot)
relative to other teams
and top 10 in region**



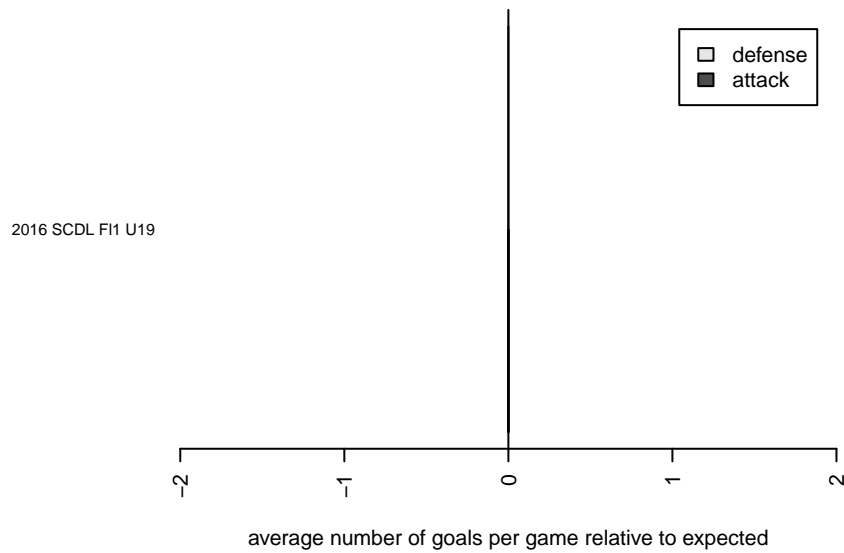
**attack and defense rating
relative to others at age
and all opponents in last 13 months**



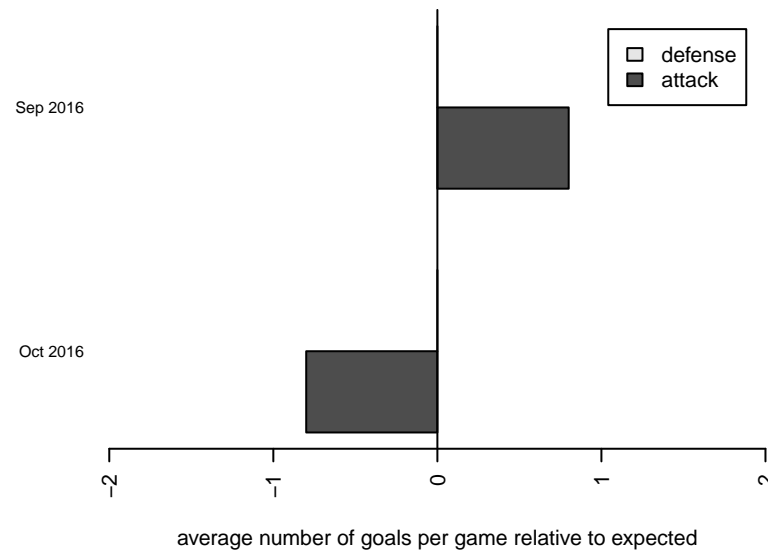
**attack and defense rating
relative to others at age
and all opponents in last 13 months**



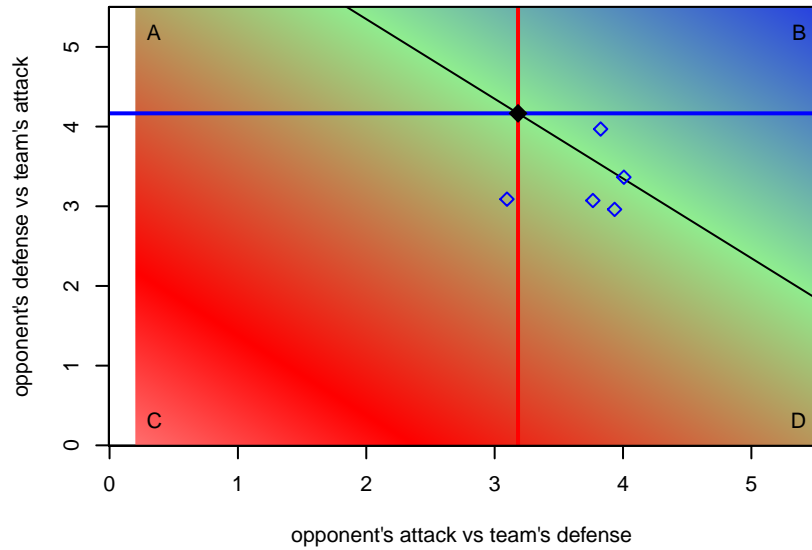
Performance relative to 13 month average



Performance relative to 13 month average



Distribution of opponents
 Red = Lose zone, Blue = Win zone, Green = Even
 Black line separates win/lose zones



lot. A=Neither has attack advantage, B=Opponent has both attack and defense advantage, C=Opponent has both attack and defense disadvantage, D=Both have

date	home		away		venue	pred.home	pred.away
2016-10-23	CDA Slammers HB B B98	1	Beach FC B98	2	2016 SCDL FI1 U19	2.23	2.29
2016-10-16	CDA Slammers HB B B98	4	Pateadores Irvine B98	2	2016 SCDL FI1 U19	2.96	1.69
2016-10-15	TFA FC Los Angeles Red B98	1	CDA Slammers HB B B98	1	2016 SCDL FI1 U19	1.86	1.23
2016-10-08	TFA FC Los Angeles B98	2	CDA Slammers HB B B98	1	2016 SCDL FI1 U19	1.07	3.04
2016-10-02	LA Galaxy South Bay Elite B98	2	CDA Slammers HB B B98	2	2016 SCDL FI1 U19	2.08	3.54
2016-09-25	Beach FC B98	3	CDA Slammers HB B B98	1	2016 SCDL FI1 U19	2.29	2.23
2016-09-24	Pateadores Irvine B98	3	CDA Slammers HB B B98	5	2016 SCDL FI1 U19	1.69	2.96
2016-09-18	CDA Slammers HB B B98	1	TFA FC Los Angeles Red B98	1	2016 SCDL FI1 U19	1.23	1.86
2016-09-17	CDA Slammers HB B B98	6	TFA FC Los Angeles B98	0	2016 SCDL FI1 U19	3.04	1.07
2016-09-11	CDA Slammers HB B B98	4	LA Galaxy South Bay Elite B98	2	2016 SCDL FI1 U19	3.54	2.08